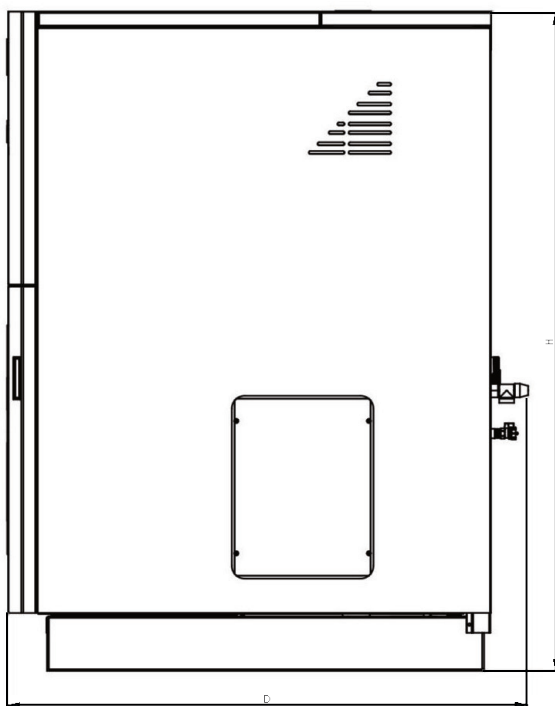
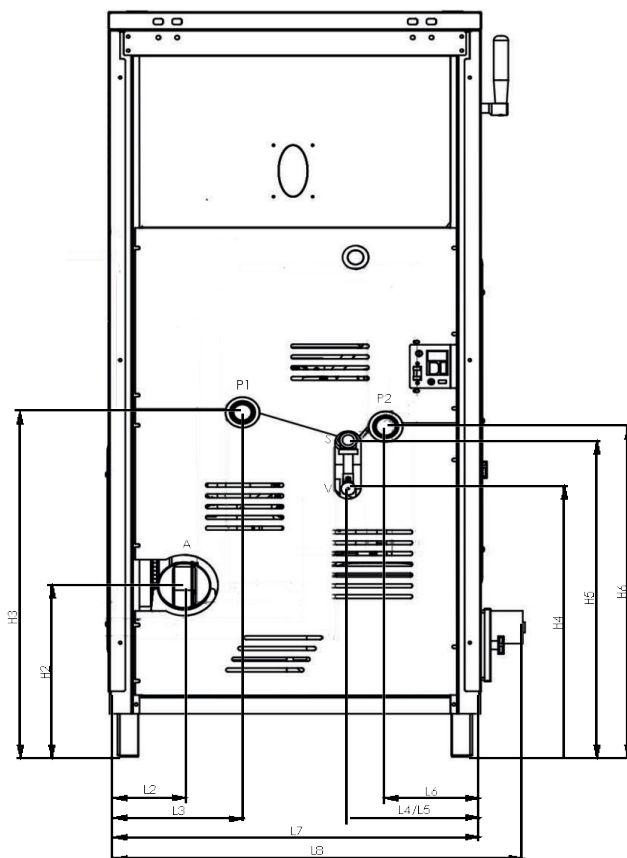
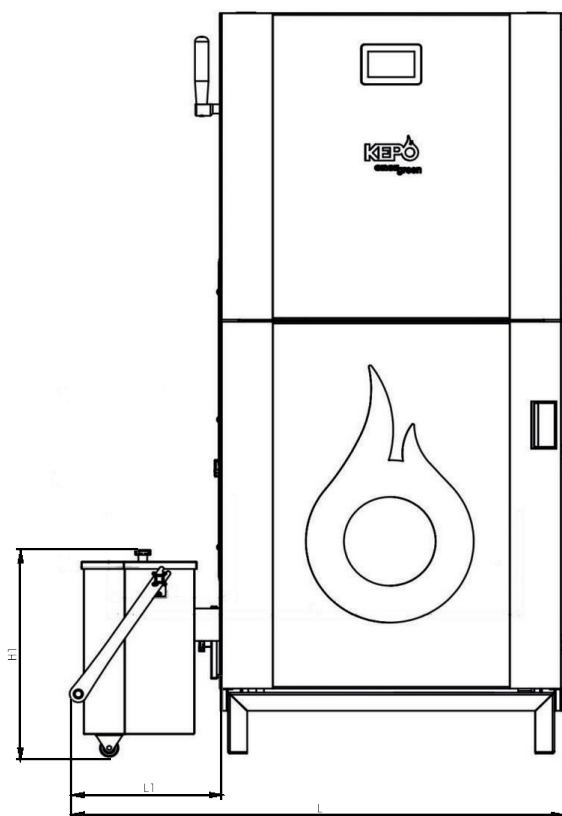


Keпо Energreen 35 - Tehnički crtež

KEPO
kotlovi na pelet



Element	Jedinica	Vrednost
Polazni vod (P1)	"	5/4
Povratni vod (P2)	"	5/4
Sigurnosni ventil 3 bar (S)	"	1/2
Ispusna slavina (V)	"	1/2
Izdovna cev (A)	mm	Ø120
L1	mm	300
L2	mm	150
L3	mm	260
L4	mm	260
L5	mm	260
L6	mm	185
L7	mm	715
L8	mm	820
H1	mm	450
H2	mm	370
H3	mm	740
H4	mm	580
H5	mm	675
H6	mm	700
L	mm	1015
H	mm	1600
D	mm	1250